



SMALL GAUGE BEZELS 3782

WITH COLORED ACCENTS

FITS: '86 & UP H-D VOLT/OIL/AIR/FUEL GAUGES ON ELECTRA/STREET/ROAD GLIDES

PARTS INCLUDED

- 2 Small Bezel, chrome
- 2 Black Ring, Small
- 2 Red Ring, Small
- 2 Blue Ring, Small
- 2 Outside Mounting Ring, Black
- 1 Silicone
- 1 Installation Instructions

TOOLS SUGGESTED

None

Please read and understand entire instructions before starting installation.

THANK YOU FOR CHOOSING KÜRYAKYN!

IN ORDER TO PROTECT YOU AND OTHERS FROM POSSIBLE INJURY AND/OR PROPERTY DAMAGE OR LOSS, PLEASE PAY CLOSE ATTENTION TO ALL INSTRUCTIONS, WARNINGS, CAUTIONS AND ATTENTION NOTES REGARDING THE USE AND CARE OF THIS PRODUCT.

WARNING! THIS INDICATION ALERTS YOU TO THE FACT THAT IGNORING THE CONTENTS DESCRIBED HEREIN CAN RESULT IN POTENTIAL DEATH OR SERIOUS INJURY.

CAUTION! This indication alerts you to the fact that ignoring the contents described herein can result in potential injury or material damage.

ATTENTION! This indication alerts you to the fact that ignoring the contents described herein may negatively affect product performance and functionality.

PROCEDURE

STEP 1 Read and understand all steps in the instructions before starting the installation. Park the motorcycle on a hard, level surface and turn off the ignition.

CUSTOMER SERVICE
877.370.3604 (toll free)

INSTALLATION QUESTIONS
techsupport@kuryakyn.com
or call 715.247.2983

LIMITED WARRANTY

Kuryakyn warrants that any Kuryakyn products sold hereunder, shall be free of defects in materials and workmanship for a period of one (1) year from the date of purchase by the consumer excepting the following provisions:

- Kuryakyn shall have no obligation in the event the customer is unable to provide a receipt showing the date the customer purchased the product(s).
 - The product must be properly installed, maintained and operated under normal conditions.
- Kuryakyn makes no warranty, expressed or implied, with respect to any gold plated products.
- Kuryakyn shall not be liable for any consequential and incidental damages, including labor and paint, resulting from failure of a Kuryakyn product, failure to deliver, delay in delivery, delivery in nonconforming condition, or for any breach of contract or duty between Kuryakyn and a customer.
- Kuryakyn products are often intended for use in specific applications. Kuryakyn makes no warranty if a Kuryakyn product is used in applications other than intended.
- Kuryakyn electrical products are warranted for one (1) year from the date of purchase by the consumer. Components of Kuryakyn products containing L.E.D.s will be warranted for defects in materials and workmanship for 3 years from the date of purchase.
- Kuryakyn makes no warranty of any kind in regard to other manufacturer's products distributed by Kuryakyn. Kuryakyn will pass on all warranties made by the manufacturer and where possible, will expedite the claim on behalf of the customer, but ultimately, responsibility for disposition of the warranty claim lies with the manufacturer.

ABOUT OUR CATALOG

You'll find all our innovations for H-D, GL and Metric Cruisers in our annual catalogs. Order online today—select the "CATALOGS" icon. Each Kuryakyn® product comes with a Proof-of-Purchase good for a complimentary catalog. Details in packaging.



Be sure to ask your local dealer about other Kuryakyn® products, the motorcycle parts and accessories designed for riders by riders.

©2005 Kuryakyn USA® All Rights reserved.


-cont.-




STEP 2 Install the double lipped side of the colored accent (PIC 1) onto the back side of the chrome bezel (PIC 2). Make sure the colored accent is seated all the way around the bezel.



STEP 3 On the black mounting ring, apply a small amount of silicone around the inside of it and install onto the outside of the gauge. Make sure the mounting ring is attached with the beveled edge facing out. (PIC 3)



STEP 4 Use a small amount of silicone in the four areas of the chrome bezel shown in pic 4, then press the bezel on to the mounting ring and gauge. Remove any excess silicone.



Ride On!